

Jacksonville Weavers' Guild

www.JaxWeaversGuild.org

May 2024 Issue

Judi Leatherberry, Editor



President's Message

Well, it's been a busy first year as President and I am looking forward to the next twelve months. I want to say thank you to Lorie Harlow and Susan Wallace for all the time and effort they've shared with us over the last few years. I know I would have been lost without their support and Susan's gentle reminders when I forgot something during our meetings. Joanne and Mallory have big shoes to fill but are very capable of keeping us going forward.

In addition, we have a few new people who have stepped up to help with the standing committees. Judy Jull and Linda Gibson are already hard at work putting together an exciting year of programs. While Gail Karson has found a great team in Jen Myer, Beth Hagood, and Linda Gibson to expand the Guild's opportunity to exhibit in the community. Pat Busby has volunteered to take on membership and we will still have the talents of Judi Leatherberry, Connie Geller, Mary Jamerson, and Pauline Bellecci continuing in their roles. We have a great Leadership Team for the coming year but there is still plenty of room for more ideas and talent. Now is the time to get your feet wet and see if you want to try your wings on something.

May is our month for membership renewal so don't forget to bring your checkbook to the picnic. We also have the opportunity to help Judy clear out some more treasures from her stash.

Oh and before I forget--bring your Anniversary Towel and/or your Woven Hug to the picnic.

See you there,
Pam



Announcement

As you know, our annual picnic is Saturday, May 11, at Judy Jull's beautiful home on the lake in Starke.

Don't forget that lunch will be catered this year, so if you haven't paid your \$5 yet, you need to pay online as soon as you receive this emailed Newsletter. Judy will also have items from Elza M. Studio in a members only sale (see the attached announcement in the main body of the email for this Newsletter).

See you at the picnic! Directions to get there are attached to the main body of the email.

COMING LIVE FROM JWG

2024 Summer Weaving and Spinning Classes

By Ann Wingate

The Summer Classes Task Force members have begun dressing the looms to be ready for students to begin weaving on Day 1. These hands-on instructional classes for a maximum 10 weavers and 10 spinners begin June 8th at 10:00 AM. There are still open seats for 2 weavers and 7 spinners, but you must be paid in full by May 11th, the date of our next meeting (and picnic at Judy Jull's home). To register for either course contact Ann Wingate: more details are on the registration page, which is an attachment to this Newsletter. The link to pay online:

<https://jaxweaversguild.org/twinstruction2024.html>

When: June 8, July 13, August 10, 2024

Time: 10:00 AM - 2:00 PM each Saturday, lunch provided




Where: Fort Caroline Community Center

Cost: \$ 180 - Weaving OR Spinning Class

\$ 50 - Deposit with Balance Due by May 11

(Scholarship funds are available - See your Guild Handbook for details)

Professional weaving instructors will teach you through lectures and experiences of hand weaving on five different, 4 shaft looms, measuring yarn, dressing a loom, reading drafts and using other weaving tools. Likewise spinning students will be professionally taught the mechanics of various wheels, the properties of various fibers, fiber prep, spinning yarn and the various drafting techniques among other vital information needed to perfect your spinning technique. Weaving and spinning tools and equipment will be provided along with yarn or fiber and a community lunch each day. Instructors and experienced helpers will be with you at the loom or wheel to guide you through the processes. Your own handwoven samples of five different weave patterns from 5 different looms or your own handspun will be your takeaway along with the basics of weaving or spinning to guide you through your own projects at home. Do not miss this opportunity to expand your enjoyment of textile arts!



Volunteers Needed!

By Joanne Altenburg and Robal O'Larte

We are asking members to sign up to help with the Summer Weaving sessions. We all want this to be a success and there is a role for everyone, no matter what your weaving experience! We'll have a sign-up sheet available at the picnic in May.

You can also sign up by email to Membership@jaxweaversguild.org, letting us know the date(s) and role(s) you will be available to assist. Specifically, we are looking for volunteers for the following dates, from 10:00 - 2:00 (except as noted for set up) and for the following tasks on **June 8, July 13, and August 10.**

The tasks are as follows:

Set Up - arrive 8:30 am to move looms, warping boards, spinning wheels, supplies to the meeting room from storage, and set up tables & chairs.

Clean Up - after class, move looms and other equipment into storage, return chairs and tables to original places.

Weaving assistant - help as needed with advancing the warp, tension, broken warp, etc.

Warping assistant - help as needed with warping.

Hospitality - set up/clean up snacks, coffee, lunch, ensure the lunch has been ordered, and coordinate the delivery.



Sharing Passion in Fibers and Textiles

Welcome to one of our new members, Barbara Dunn! Barbara is from the Fiber Guild of the Savannahs. Their guild "is an open group for sharing a passion for fibers—including weaving, spinning, basket making, knitting, crocheting, quilting, beading, rug hooking, doll making, etc. Members come from all over the Georgia and South Carolina area... the Savannahs!"

Their website is Fiberguildsav.com and they have an active Facebook page. The page is private but you can ask to join. They are having their annual dye day June 1 in lieu of their monthly meeting. Barbara stated that we are welcome to join the natural dyeing fun. She said they will probably have their usual indigo vat. They have two new sheep arrivals they'll soon be helping care for but they are still in quarantine and not receiving visitors yet. They have about 140 members who are makers of everything fiber.

I joined their guild and look forward to seeing what programs they have and maybe get some ideas we can share with our guild. I'm planning to go to their June 1st dye day. I'll go up and back the same day, so lots of driving, but if anyone is interested in going, let me know!

Joanne Altenburg

Library News

We have several new volumes added to our library this month, see list below. Also, just a reminder that if you have a book or two checked out from the library you may return it to me at the picnic. Thank you for your help in making these volumes available to all members.

Pam

New Additions to Guild Library			
805	Finishing Touches for the Handweaver	West, Virginia M.	1968
1182	Woven Shibori	Ellis, Catharine	2016
1183	Weaving Iridescence	Irwin, Bobbie	2017
1184	Saori Self-Innovation Through Free Weaving	Jo, Misao & Kenzo Jo	2012
568	Hands On Weaving	Liebler, Barbara	1986
569	How to Make Felt	Belgrave, Anne	2005



What's On Your Loom?

Rob Matthews has been working on a project! He writes: It's 16 inches wide, 256 ends or warp, the outsides are tabby weave, insides are herringbone of different widths, 2 color, alternating 2 inch color bands with two 8-yarn stripes of poly gold; the base is 4/2 cotton. Hmmm...wonder what he's making? Come to the picnic and see!



April 6--Tartan Day!

One of our resident Tartan Weavers in the Guild, Rob Matthews, weaves every year at the Lake City Library on Tartan Day. He graciously shared these pictures of the bookmarks he weaves and a bit of his display about the history of tartans.



Rob at his loom.



It was a gorgeous day for weaving!



On the left is the beginning of one of his bookmarks, and the right shows his loom and presentation materials set up at the library.

From the Internet...

[Craft Pricing Calculator - My Designs In the Chaos](#)

[Ignoring Conventional Wisdom on the Rigid-Heddle Loom | Little Looms](#)

[How to Ice Dye Yarn: Wool, Cotton, and More \(interweave.com\)](#)

Daryl Lancaster Videos:

[Piecing Techniques Part 1: The Fusible Foundation \(youtube.com\)](#)

[Piecing Techniques Part 2: Composition and Stabilizing \(youtube.com\)](#)

[Piecing Techniques Part 3: Covering the Butts! \(youtube.com\)](#)

[Piecing Techniques Part 4: Finish it! \(youtube.com\)](#)

[Finish with a right hook! \(youtube.com\)](#)

[Meet the New Editor of Handwoven | Handwoven \(handwovenmagazine.com\)](#)

[Lace Weaving Part One: Lace & Canvas Weave - Gist Yarn](#)

[The Warm Embrace Project | PieceWork \(pieceworkmagazine.com\)](#)

[In Appreciation of Pot Holders | PieceWork \(pieceworkmagazine.com\)](#)

[42 Rigid Heddle Loom Tips \(kellycasanovaweavinglessons.com\)](#)

[Loomy Tunes: What Happens Next! \(tuesdayweavers.blogspot.com\)](#)

<https://visualflood.com/post/the-extraordinary-coral-reef-macrame-art-of-erik-speer>

[Renata Daina](#)

[basketry - Shoko FUKUDA \(fukudashoko.com\)](#)

[Kela Cremaschi - ArteMorbida](#)

[Lin Qiqing](#)

[WORKS \(sheilahicks.com\)](#)

[Vanessa Barragão \(vanessabarragao.com\)](#)

[home | natalie-miller \(nataliemillerdesign.com\)](#)

[COLLECTIONS \(EN\) — Oficina 166](#)

[Maryanne Moodie](#)

[Eugene Weavers' Guild Resources](#)

[Weaving new opportunities for traditional wool | NHK WORLD-JAPAN News](#)

[Weaving Challenge: Using Only One Yarn for the Whole Project \(getting creative w/ freestyle weaving\) \(youtube.com\)](#)

[Sett \(marcypetrini.com\)](#)

[Deciding on a sett - Weaving With Janet Dawson](#)



Just a random pretty picture!

Show and Tell from April's Meeting

