

# Jacksonville Weavers' Guild

www.JaxWeaversGuild.org

June 2022 Issue

Judi Leatherberry, Editor



## President's Message

When Judi asked me if I wanted to do a President's Message for this issue of the Newsletter I realized that was one of the many things I hadn't thought about that was part of this job.

What should I write about? In over forty years of weaving I've tried many techniques and fibers. Sold and had my work displayed at various venues in Florida and nationally. Taught classes privately and group classes which included students from beginners to advanced weavers. I was featured in a newspaper article about my weaving and the classes I was teaching.

Since 1992 I have been demonstrating tartan weaving for thousands of people at the Southeast Florida Scottish Festival and Games. Who would have thought teaching myself tartan weaving because of a request to demonstrate weaving for the Palm Beach County Scottish American Society would have led to that?

But who would have thought that persevering in my first weaving lessons, despite a broken loom would have led to all of it.

We never know where our weaving will take us, but it's fun to find out.

I look forward to being your president for the next year. I think we have a great group of officers and committee chairmen.

We hope we can offer something for everyone in our programs and activities. Our program committee chairman, Kathy Bowles, has a short survey in the newsletter. Look it over and give us some ideas. This is your guild. Our members encompass all levels of weavers. We all started somewhere. Hopefully, your first loom wasn't broken!

Gail Woodcum



**“Believe you can and you're halfway there.”**

**—Theodore Roosevelt**

## 2022-2023 JWG Officers

President--Gail Woodcum

Vice President--Gail Karson

Secretary--Susan Wallace

Treasurer--Lorie Harlow

## Committee Chairpersons 2022-2023

Gail Karson--Education/Special Projects and Events

Joyce Ross--Hospitality

Pam Mattis--Library

Joanne Altenburg--Membership

Judi Leatherberry--Newsletter

Kathy Bowles--Monthly Program

Pauline Bellecci--Publicity/Historian/Facebook

Connie Geller--Website

Susan Wallace/Ann Wingate--Workshop



## Announcements

Don't forget that yearly **dues** are now due! You can pay them either by sending a check to our Treasurer, Lorie Harlow, or by going to our website and paying there.



There will be a new **Member Handbook** coming out in September. If your photo is not in the current one, please send one as it's nice to connect a face with a name! You can also update your information such as address, which looms you have, etc. so it can be included in the new handbook.



There will be "**Summer Meetings/Gatherings**" in June, July, and August on the second Saturday of each month at Ft. Caroline Community Center in Arlington where we regularly meet. These meetings are more social gatherings than business meetings. The Rigid Heddle Study Group will be meeting over the summer, so come and join them for some weaving fun!

The dates are June 11, July 9, and August 13 from approximately 10am to 2pm.  
Everybody is welcome! Hope to see you there!

# Program Survey 2022-23

As we plan and prepare for the year, we would appreciate you taking a few moments to provide input to us regarding programs for the upcoming year. Please let us know what areas you are interested in learning about and if you would like to present, what topic/type of program you would like to present.

The list below is “food for thought” that might be of help to you in planning to do a program. It is not inclusive; just items/ideas to consider. Remember, we have members who are experienced and those who are just beginners.

Categories:

- Weaving
  - Loom – card, tablet, inkle, rigid heddle, 4-harness, 8-harness, floor, table, counterbalance, countermarche
  - Patterns – structure, drafting, threading, treadling
  - Warping
  - Equipment/Supplies – shuttles, reeds, harnesses, warping board, yarns
  - Yarns – types, sizes, plied, colors, textures
  - Posture
- Spinning
  - Wheels – types
  - Equipment – spindles, bobbins, carders
  - Fibers – cotton, wool, linen, tencel, acrylic, etc...
  - Size/Plying
  - Dyes
- Felting
  - Fibers
  - Dyes
  - Process/Finishing
- Basketry
  - Style/Use
  - Fibers
  - Dyes
  - Weave Structures
  - Finishing
- Finishing
  - Washing/Drying
  - Hemming
  - Embellishments
- Exhibiting
  - Tagging your work
  - Selling your work
  - Pricing your work
  - Copyright?

What topic(s) are you interested in learning about in a program?

---

Would you be willing to do a program for the Guild this year? \_\_\_\_\_ If so, on what topic?

---

Do you know anyone in the Guild or a local artist that might be willing to do a program on a related topic for us? If so, please provide their name and contact information.

Name: \_\_\_\_\_ Contact Info: \_\_\_\_\_

Program: \_\_\_\_\_

Your input is much appreciated. Thanks!

Please send the information to Kathy Bowles – [kmbowles@comcast.net](mailto:kmbowles@comcast.net) by **June 30, 2022**.



## Anniversary Towels Update

What a wonderful collection of hand woven towels we have received to celebrate our 46th Anniversary- everything from 2 H to 8H structures, gorgeous colors and fibers, and sizes from finger tip to large kitchen towels. Our goal was to weave 46 towels for the 46th anniversary of the founding of Jacksonville Weavers' Guild. However with Covid and other issues we did not meet our goal, but we have a good start with 29 beautiful towels. Linda Shultz has suggested that we aim for 50 towels to celebrate our 50th anniversary in 2024- a great idea! Surely, we as a guild can weave at least 12 towels a year.

So let's each weave at least one towel this summer and bring them to the September meeting at which time I will bring all the towels for a fantastic display!!! (See Page 11 for a picture of the latest towels received.)

Size Guidelines if members need them:

Fingertip size-----11" X 20"

Dish Towel-----15" X 20"

Hand Towel-----16" X 28"

Small Tea Towel--16" X 28"

Large Tea Towel--24" X 34"

Many thanks to those who wove and turned in their towels at the picnic.

Judy Jull



## Woven Hugs for Gabriel House

We are still collecting Woven Hugs for donation to Gabriel House. Linda Schultz started this Community Challenge in the 2019 - 2020 Guild year, and members have donated many beautiful hugs. For those who are unfamiliar with our project, there is a pdf attached to the main body of the email you received with your newsletter attached that explains it (the title is JWG Community Challenge 2019 - 2020) and gives you a few guidelines for weaving your hug. (Our project was also featured in a recent Shuttle, Spindle, & DyePot from HGA thanks to Linda!) If you decide to make one or more over the summer, bring it or them to the September 10th meeting at Ft. Caroline Community Center for collection. Someone will be there to collect them for delivery to Gabriel House. Thanks to everyone who has already made and donated one or more hugs!

**JACKSONVILLE WEAVERS' GUILD**  
**Presents our Workshop with Robyn Spady**  
**February 3-5, 2023**  
**Block Party**

Currently, registration is open to members of the Guild only. Watch our website and Facebook page for more information about when registration opens for non-members.



Would you like a better understanding of “block design” and “profile draft”? If you are interested in developing new patterns and pushing your loom to new limits, then this workshop is for you!

Through presentation, discussion, and weaving, you will develop a practical understanding of blocks, profile drafts, and how to use them to create new exciting drafts. You will also examine the fundamental building blocks of many weave structures and how they can be manipulated into new designs and open up an unlimited number of new possibilities. For four to eight shaft looms. Five threading choices are available: two four-shaft, one six-shaft and two 8-shaft.

Robyn has been interested in weaving her whole life. In 2001, after some years in “Corporate America”, she became a full-time weaver, completing levels I and II of the HGA Certificate of Excellence in Weaving in 2001 and 2002 respectively. She is the author of numerous Handwoven and Shuttle, Spindle and Dyepot articles and launched her own digital magazine for handweavers, Heddlecraft®, in 2016.

She is highly rated as a workshop presenter and is amazingly generous in sharing her vast knowledge in a clear way.

<https://www.spadystudios.com>

NOTE: The registration form is attached to the body of the email where you received this Newsletter.

## Loom for Sale

I am selling my Cricket 15-inch rigid heddle loom and stand. I use my larger one for pretty much everything now, so I can use the extra space. I'm including 2 reeds (8 dent and 12 dent), the warping peg and table clamps that came with the loom, as well as 2 stick shuttles and the instruction books. Although I've used it quite a bit, it is in really great condition. I am asking \$225 for everything. Email me (since I never answer my cell phone) at [kwegr1@yahoo.com](mailto:kwegr1@yahoo.com), or you can text 954-790-9723.

Thanks!  
Susan Swiatosz





# What's On My Loom?

Gail Karson writes--Here is what is on my 60" Glimakra loom. It's a cotton baby blanket from Tom Knisley's book. Right now it's sleyed and half threaded.



## From the Internet...

[Better with Bobbins: Why You Need a Bobbin Winder | Little Looms](#)

[\(1\) Primitive Technology: Woven bark fiber - YouTube](#)

[5 Simple Weaving Knots Every Weaver Should Know - Warped Fibers](#)

[Designing Accidental Weaves | EVA STOSSEL'S WEAVING BLOG \(wordpress.com\)](#)

[ASpinnerWeaver: Working With Variegated Yarn in Inkle Weaving](#)

[Yarn Substitution](#) (Gail K shared this a while back, but it needs another mention)



## **Handwoven launches Little Looms Newsletter**

Floor Loom weavers- free your feet!

Summer is the perfect time to explore weaving in a smaller format-- portable and perfect for weaving beachside, parkside, at family gatherings, and even in your car while traveling (as passenger only, please!).

The new weekly Little Looms Newsletter offers endless content and inspiration for weavers of rigid heddle,

pin, inkle, tablet/card, frame/potholder and tapestry looms. Weekly in-depth tutorials and projects are offered. No matter how small your living space is, there is always room for at least one Little Loom!

Sign up is free at <https://newsletter.littlelooms.com/>

Submitted by Pauline Bellecci



***"I Want to Weave the Weft of Time"*** is a magical exploration into the heart of Sardinian handweaving. This beautifully produced film features the work of three women, master weavers from a village in central Sardinia, where centuries-old weaving tradition is still honored. (The village crest includes a loom!). Sardinian weaving features pibiones, (grapeseeds), a technique where pattern is formed with raised relief woven into the ground cloth.

The film explores the role of weaving as a metaphor for the sacred space of cooperation that can exist between people, and hope for a better future. Highly recommended.

Watch for free on:

<https://vimeo.com/175328435>



"The important thing is not to think much,  
but to love much,  
and so do that which best stirs you to love."

St. Teresa of Avila, from the movie ***"I Want to Weave the Weft of Time"***

**Plus:**

A free Zoom presentation, "Sardinian Handwoven Textiles: Exploring a Nearly Lost Art" featuring the film producer, will be held Thursday June 9 at 6:00 PDT (9 PM FOR JAX WEAVERS!).

Event is free, but registration required.

More information and registration:

<https://www.eventbrite.com/e/sardinian-handwoven-textiles-exploring-a-nearly-lost-art-tickets-321028463777>

Submitted by Pauline Bellecci



## The Violet Protest

Two years ago Fiber Artist Ann Morton started the Violet Protest - a Call for Unity and a protest against present divisiveness in our country. The Violet Protest has been a public effort to send hand-made textile squares to each and every member of Congress in support of these core American values:

- Respect for the other
- Citizenship
- Compromise
- Country over party and corporate influence
- Courage
- Candor
- Compassion
- Creativity

Over 2,000 people from all 50 States and D.C. plus 5 Canadian provinces created over 13,500 squares using blue and red in equal amounts.



They were exhibited at the Phoenix Art Museum in August, 2021 covering two walls, 12 ft. by 40 ft. and 12 ft. by 60 ft. with stacks spelling “U S” in the center. Last November, packets of 25 squares were delivered to each National Senator and Representative.

It is inspiring to see photos of the individual squares.



More photos and information:  
The Phoenix Art Museum exhibit  
<https://www.violetprotest.com/vp-at-phoenix-art-museum.html>

Ann Morton and two other of her participatory works  
<https://www.violetprotest.com/the-artist.html>

Trailer for a Violet Protest documentary  
<https://www.youtube.com/channel/UCJBeUpMGYTEWD9IGXrJD-9Q>

Ann is raising money to complete the documentary  
<https://www.violetprotest.com/donate.html>

VP Website: <https://www.violetprotest.com/>  
<https://www.violetprotest.com/progress.html> (One place to find individual square)

VP is also has presence on Facebook and Instagram  
*Submitted by Susan Wallace*



## Gleanings from Early *Handwoven* Issues


Sharon Alderman in the Fall/Winter 1979 issue discusses her requirements for upholstery fabric listing – firm but flexible- resist snagging, and not highly flammable. But it was this statement that caught my attention, ‘The use of three threads as one makes a cloth a good deal more flexible than a cloth made of a single thread as heavy as three 2/20’s and gives the weaver a chance to blend colors in a much more interesting color play.’

This photo of coverlet weaves on a rigid heddle loom in the Fall/Winter 1980 issue made me take a second look. Full instructions are included.

WHY WE WEAVE- in the May/June 1998 issue were included responses from around the world and to quote a friend and former member of the Harmony Weaver’s Guild in Delaware, ‘It satisfies both the left and right side of my brain. Weaving satisfies the artist in me with its of color and design. Weaving satisfies the technical part of me, the mathematics of design, the engineering aspects of the craft. There is always a puzzle to solve. One lifetime is not enough.’

SO, WHY DO WE WEAVE? Send your replies to me at [jsjull@yahoo.com](mailto:jsjull@yahoo.com) and I will compile the answers for our first newsletter in September.

*Submitted by Judy Jull*



Woolen runners on the dining table between meals are traditional in northern Sweden, these would also be lovely on the wall. Both are based



**“Art is what you can get away with.”**

**—Andy Warhol**



## Our Members Share

**Ann Wingate** writes-- A Hug for my favorite 'Bama fan.



**Judi Leatherberry** writes--I'm working on my first tapestry from a WAL with Mirrix Looms from last February!



**Judy Jull** writes--Ten new Anniversary Towels were received at the May Picnic. (See Page 4 for more information about our Anniversary Towels.)



Weaving Christmas cards program from Nov. 2020 program. Finally finished 20 cards!



Le Anne Brown writes-- Here's what I have on my inkle loom. The little pink shuttle was laser printed and given to attendees of FTWG at the state meeting on its 75th anniversary.



Thought I would also share these apps for iPhone and iPad. As well as educational and entertaining, it's perfect for spending a few minutes each day testing and training myself to see and discriminate the subtleties of color. (I Love Hue and I Love Hue Too)

**I Love Hue**  
A gentle colour journey

4.9 (4+)  
\$99 (9+)

What's New  
• Bug fix: Progress saved on Triangle levels  
• Bug fix: Average scores weren't always appearing

Preview  
I Love Hue is a gentle journey into colour and perception. Arrange mosaics of coloured tiles into perfectly ordered spectrums. Lovingly made for players who enjoy beautifully crafted puzzle games - or anyone who needs a few moments of visual tranquility.


- COLOUR - move each tile to its perfect place within the spectrum
- HARMONY - create order out of chromatic chaos
- PERCEPTION - learn to see the smallest difference between similar colours
- SERENITY - lose yourself in a tranquil world of colour and light.

FEATURES:  
• Memorising colour-based gamelery - a puzzle of perception, not logic  
• A minimal, modernist aesthetic - a playable work of art  
• A soothing synth soundtrack  
• Share your accomplishments... and moments of beauty  
• Over 900 levels to solve  
• Compare your performance to the world average, and unlock achievements by beating it

**I Love Hue Too**




**Rudell Kopp** writes--Here is the Blazing Shuttles 8/2 cotton combo warp that is on my 8-S Baby Wolf loom. Same threading, treadle tie-up, & rust cotton weft but with 2 different treading patterns.



**Susan Wallace** writes-- Photos attached of scarf just off the loom: 1: finished scarf: warp: 60% superwash merino, 30% bamboo, 10% nylon; weft: cotton 2. close-up showing both sides 3. tromp as writ on end of warp. If I'd done this first, I think I would have used this treading.



1



2



3



Rob Matthews shared one of the bookmarks he wove for National Tartan Day, April 6th.



### Annual May Picnic

