

Jacksonville Weavers' Guild

www.JaxWeaversGuild.org

October 2022 Issue

Judi Leatherberry, Editor



2023 Guild Workshop Planning

Following two years of virtual workshops, JWG is thrilled to be planning a 3-day, in person workshop with extremely talented weaver and instructor, Robyn Spady, for this coming February. During the past decade, our Guild has sponsored workshops by nationally known instructors for our membership annually as a benefit. We budget the workshops not for a profit but on a break-even basis so that our members can benefit from the excellent programs free of additional costs for personal travel and lodging. Three days weaving and studying in the relaxed company of an excellent instructor with our fellow weavers teaches more than any text could. If you haven't participated previously, I invite you to give yourself the gift of taking this workshop.

An additional benefit to be derived by only a few members, unfortunately, is from hosting the instructor in your home. What seemed to me an ordeal having a "stranger in the house" turned into a wonderful weekend when I hosted in 2020. We shared a love of textiles from the start but relaxed visiting with the instructor revealed many common experiences. We were friends when she departed.

It is also our goal to have additional members assist with transportation and meals to further share those responsibilities. Please contact me if you would like to host Robyn for her stay or participate in other ways. Thank you.

Ann Wingate (awadgn@comcast.net)

Workshop Co-Chair



Anniversary Towels

by Judy Jull

Thanks to our wonderful members, we now have 36 Anniversary Towels! However, we still need a few more to meet our goal of 50. Please bring any donations to our meeting on October 8th to help meet that goal.



Quiltfest 2022

by Joanne Altenburg

Thanks to Gail Karson for all her time and talents in getting the guild represented at Quiltfest. A number of the members were able to display our work for sale in our vendor booth. In addition, we anticipated having a few time slots to demonstrate, but discovered we also had a large booth for all three days to provide demonstrations. Gail responded to the opportunity and brought in several looms. Several members worked together to get the looms dressed and they were weaving in no time. We had floor looms, inkle weaving and even spinning. There was a lot of interest in weaving and the guild! I'm hopeful we'll see some new members and guests in the next couple of months. It was a pleasure getting to meet so many hand crafters over the three days, and to see so many beautiful quilts!



Announcement!!

The Guild is looking for someone to take over the Hospitality Committee duties from Joyce Ross. If you think you'd like the job for the rest of the year, please contact any Guild Officer (or Joyce) at the next meeting, which will be on Saturday, October 8th, at the Fort Caroline Community Center.

Notes From the Internet...

[Authentic Viking Clothing in "The Northman" – Robbie LaFleur](#)

[Hannah Leathers Wilson; Figured and Fancy weft loop coverlet; 1833; New Hampshire | Smithsonian Institution \(si.edu\)](#)

[Tips for Perfect Tension on the Rigid-Heddle Loom | Little Looms](#)

[Rigid Heddle Display | Contemporary Handweavers of Houston \(weavehouston.org\)](#)


[Anni Albers Video](#)



What's on Your Loom?


Rudell Kopp is a busy weaver! Here's what's on her 8-Shaft Baby Wolf loom!

This is color shifting that is different in the center section versus the 2 border sections. The dyed warp is bamboo. I used two 200-end warps and flipped one of them to have the color shift different in the border sections. The weft is black 8/2 cotton. I hope to sew the finished 7 yards into a garment of some kind.



Show and Tell from September's Meeting

Ann Wingate shared: : There is a final Hugs picture, a bit too greyed but the light's not good today. The three others are the hand painted warp I did for a workshop with Linda Hartshorn at Convergence of 8/2 tencel and fiber reactive dyes. I chose to weave in an undulating pattern "Anna Hendrickson's Twill" from the Davison's green book with Lunatic Fringe's 20/2 cotton in Kelp. I love how the pattern revealed different colors as I wove. Surprisingly, while both were medium dark, the woven piece is actually lighter colored than either the warp or weft.




Judi Leatherberry shared some Friendship Towels made with 8/2 cotton. The middle one in the picture was donated to the Guild for the Anniversary Towels ongoing project.



Leanne Brown shared: I came across my felting needle, so took a little bit of wool and felted this little heart after a quiet hour. It looks better trimmed with tiny lavender glass beads I attached a few days later. (1.5 x 1.5 inches). And some more towels for the Anniversary Towels project!



Linda Tapp-Schlegel shared this beautiful tatted butterfly...so dainty!



Mary Jamerson shared her waffle weave towel and washcloth that was woven on her rigid heddle loom.



Such Talented Fiber Artists!

Rob Matthews shared: This is my first spinning from a bag full of Montadale wool and my wpi tool made from huckleberry stems.



Announcement!

Don't forget to send in submissions for the Newsletter. I gladly accept them at any time during the month and will hold them for the following month's Newsletter. If you find something fiber-related and want to share with our members, please do! Send them on to me at jleatherberry55@att.net.

Unsure of what to send? Check out the previous Newsletters on our website at www.jaxweaversguild.org/newsletters.html.

Thank you!
Judi Leatherberry, Newsletter Editor